


The **ALTfix-Bm** anchoring support can be used as an anchor point or lifeline support on sealed roofs with **bitumen membrane**.

Special features :

- ▶ Fastened and glued directly onto the seal
- ▶ Installed without requiring any cutting work on the roof beforehand
- ▶ Can be adapted to various sealing supports (steel panel, concrete, etc...)
- ▶ Can be removed independently without any work on the sealing
- ▶ Built-in energy absorber
- ▶ There can be stress to all axes
- ▶ Made of stainless steel
- ▶ EN 795 compliant



Fastening onto various sealing supports :



Ref : KV5

Steel panel fastening with thickness = 0,75mm comprising :

- 1 x M10 hinged base
- 1 x stainless steel threaded rod 195mm
- 1 x EPDM seal with washer and nut

This fastening allows you to compensate for various isolation thicknesses



Ref : ANCR5

Fastening onto B25 concrete, comprising :

- 1 x M12 anchor rod
- 1 x epoxy resin cartridge
- 1 x EPDM seal with washer and nut

This list of fastenings is not exhaustive ; other assembly principles are also possible.

In fact, as there are many different sealing supports, you will need to make sure that the central fastening can stand up to the stress, it should be able to take at least 10 kN.

A traction test can be carried out with a suitable piece of equipment to confirm the strength of the support / fastening.



A QUICK, EASY AND SEALED INSTALLATION IN LESS THAN 10mn !



The **ALTifix** anchoring support can be used either as an anchor point or as a lifeline support.

Operation

The support is made of a tube with a diameter of 60mm mounted onto a plate by means of a hinged connector.

The tube includes a mechanism allowing activation at a specific threshold (280kg) combined with an energy absorption device.

If there is a high level of stress, and regardless of the direction, the tube lays itself down thus considerably reducing the stress applied to the fastenings and therefore to the roof itself. The tensile stress is transformed into shearing stress.

Installation

Installed directly onto the roofing. No underside work required.

A sealing kit suitable for each roof is fitted during installation to ensure perfect sealing without the operation needing to be repeated subsequently.

Tests

The support is EN 795 Class A1 certified.

Static tests carried out :

=> 2,5kN, no activation

=> 3kN, the energy absorption device is gradually activated thus limiting the stress on the fastenings.

=> 1,2 to 2,3kN (depending on the supports), the hold is safely held for 3 minutes.

Dynamic tests carried out :

100 kg spaced out at a height of 2,50m

=> The device is activated and the load is safely held without either the fastenings or the support breaking.

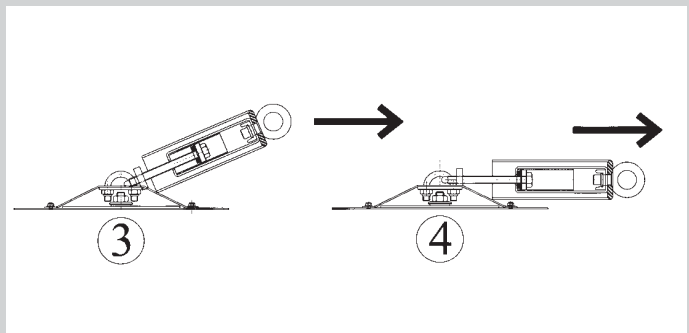
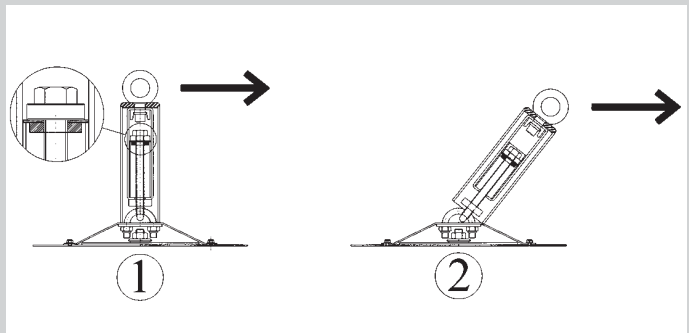
Use as a lifeline support (EN 795 Class C)

As an intermediate support :

the support can be used with no restrictions

As an end support :

Combined with the ABS600 absorber, the support can be used with no restriction.



Ref : ABS600